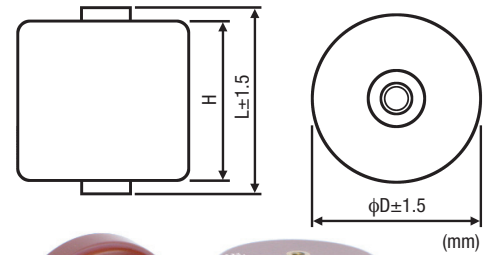


High Voltage Ceramic Capacitors 10 to 50 KVDC

HVCA's high voltage ceramic capacitors are epoxy encapsulated and designed to meet the demanding requirements of high voltage applications. They are appropriate for applications requiring a low dissipation factor, small voltage coefficient and good temperature characteristics.



FEATURES

- Compact size with low dissipation factor
- Low voltage coefficient
- Epoxy encapsulated internal screw thread design
- Up to 50kV DC working voltage

APPLICATIONS

- Lasers
- HV power supplies
- Lightning arresters, voltage distribution systems
- Electrostatic coating and spray equipment
- Electron Microscopes and synchroscopes

Part Number	Cap(pf)	Cap Tol %	DC Rated Voltage KV	Dimensions (mm)			Terminal Type (screw thread type)	
				D	L	H		
NY5T3M561K10KV	560		10	24	20	18	M4X4	
NY5T3M122K10KV	1200			30	20	18		
NY5T3M282K10KV	2800			40	20	18		
NY5T3M502K10KV	5000			52	20	18		
NY5T3M281K20KV	280		20	24	26	24	M4X4	
NY5T3M881K20KV	880			30	26	24		
NY5Y3M142K20KV	1400			40	26	24		
NY5T3M252K20KV	2500			52	26	24		
NY5T3M402K20KV	4000		30	60	26	24	M5X6	
NY5T3M591K30KV	590			30	31	29		M4X4
NY5T3M941K30KV	940	±10		40	31	29		
NY5T3M172K30KV	1700			52	31	29		
NY5T3M272K30KV	2700		40	60	31	29	M5X6	
NY5T3M441K40KV	440			30	36	34		M4X4
NY5T3M701K40KV	700			40	36	34		
NY5T3M132K40KV	1300			52	36	34		
NY5T3M202K40KV	2000		50	60	36	34	M5X6	
NY5T3M371K50KV	370			30	41	39		M4X4
NY5T3M601K50KV	600			40	41	39		
NY5T3M112K50KV	1100			52	41	39		
NY5T3M172K50KV	1700		60	41	39			

Part Number	Cap(pf)	Cap Tol %	DC Rated Voltage KV	Dimensions (mm)			Terminal Type (screw thread type)	
				D	L	H		
NY5Y5P251K15KV	250		15	24	20	18	M3X4	
NY5Y5P501K15KV	500			30	20	18		
NY5Y5P102K15KV	1000			40	20	18		
NY5Y5P251K20KV	250		20	52	20	18	M4X4	
NY5Y5P502K20KV	500	±10		24	26	24		M5X4
NY5Y5P102K20KV	1000			30	26	24		
NY5Y5P251K30KV	250		30	40	26	24	M5X4	
NY5Y5P501K30KV	500			52	26	24		
NY5Y5P251K40KV	250			40	60	26		24
NY5Y5P501K40KV	500		60		26	24		



HV Component Associates
Farmingdale, NJ 07727
(732) 938-4499
www.hvca.com

HVCA and CKE are subsidiaries
of Dean Technology



CKE
Lucernemines, PA 15754
(724) 479-3533
www.cke.com

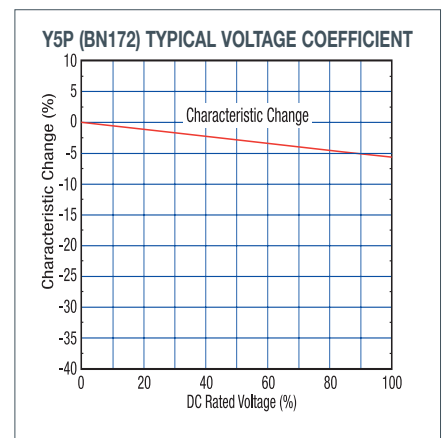
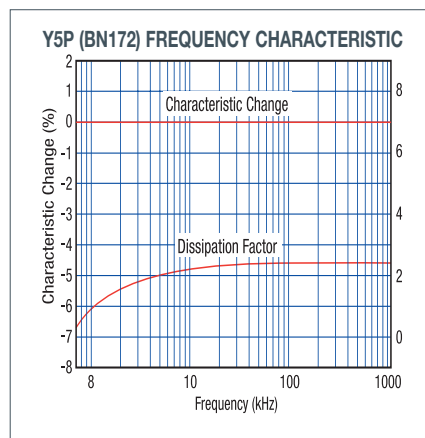
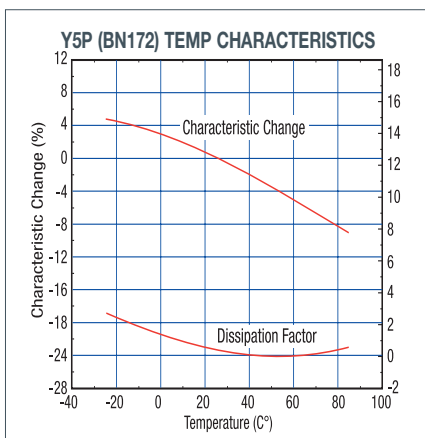
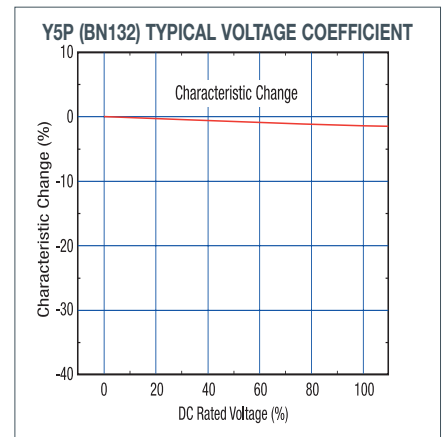
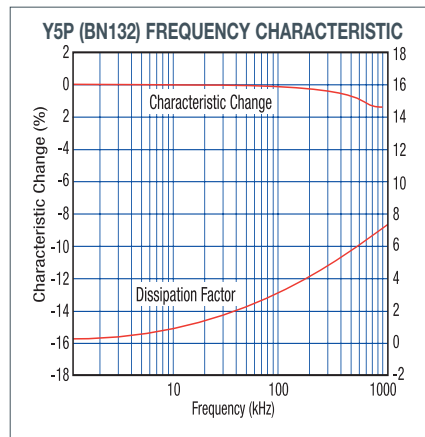
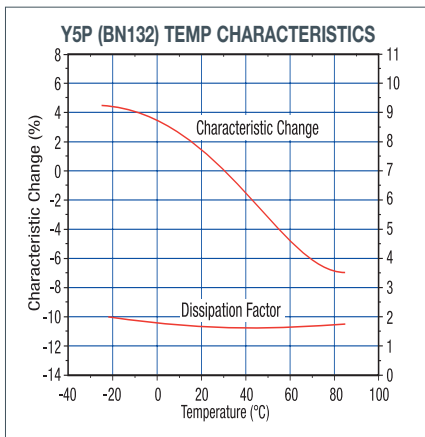
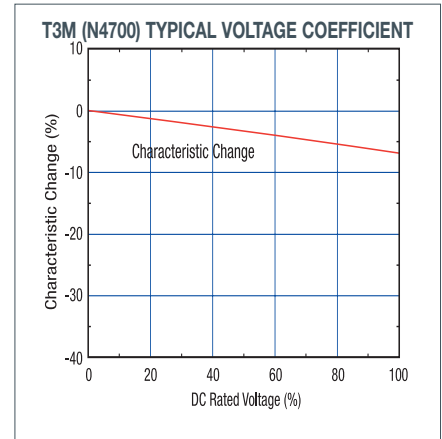
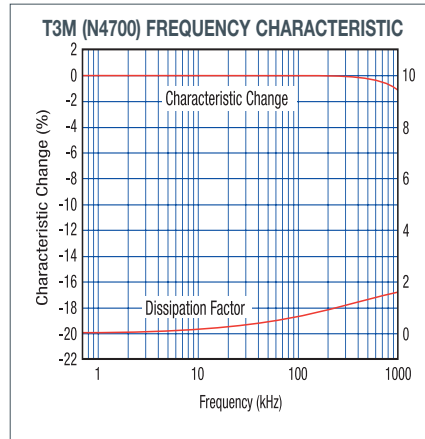
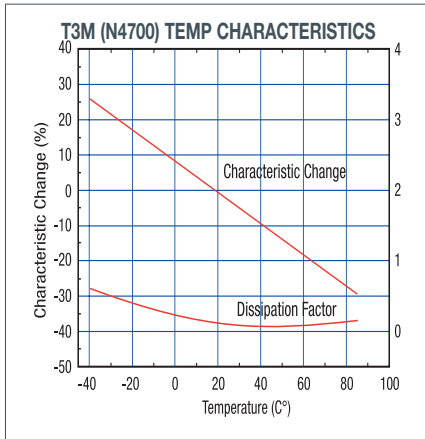


Item		Specifications	Testing Method
Operating Temp		-20°C ± 85°C	
Capacitance		Within Spec'd Tolerance	The capacitance should be measured at 25°C with 1±0.1kHz and AC 1 to 5 (rms)
Temperature Characteristics		Capacitance Change	The Capacitance measurement should be made at each step specified in the table. Capacitance change from the value of sep 3 should not exceed the limit specified.
Dissipation Factor (D.F.)		See Component Curves	The dissipation factor should be measured at 25°C with 1± 0.1kHz and AC 1 to 5V (rms)
Dielectric Strength	Between Terminals	No Failure	The capacitor should not be damaged when DC voltage of 150% of the rated voltage is applied between the terminals for 60±5 seconds in insulating liquid or gas.
Insulation Resistance (I.R.)		>104MΩ	The insulation resistance should be measured with 1000V DC within 60±5 seconds of charging.
Strength of Terminal	Torque Strength	ISO M4 1.5NM Torque Max	When mounting these capacitors in equipment, it is important not to exceed the max torque figure in the column to the left.
Life	Appearance Cap Change D. F. I. R.	No Marked Defect Within ±20% 5.0% Max 1000MΩ	Apply a DC Voltage of 125% rated voltage for 100 to 125 hours in silicon oil at 85±2°C. Post-treatment: Capacitor should be stored for 24 hours at room temperature*.
Steady State Humidity	Appearance Cap Change D. F. I. R.	No Marked Defect Within ±20% 5.0% Max 1000MΩ	Set capacitor for 100 to 125 hours at 40±2°C in 90 to 95% relative humidity. Post-treatment: Capacitor should be stored for 24 hours at room temperature*.

*Room temperature -15 to 35°C - Relative humidity 45 to 75% - Atmospheric pressure 86 to 106 kPa



Typical Characteristic Data



CKE reserve the right to make changes in these specification at any time and without notice in order to supply the best product possible

DEAN TECHNOLOGY

FAMILY OF PRODUCTS

