



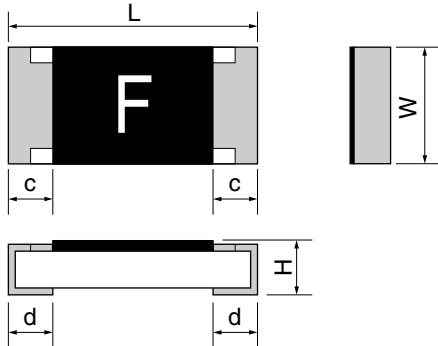
FMC16 Option Code : AB/Low Ohm & Fast Acting

●Features

1. Suitable for over-current protection of the circuit of miniature portable equipment.
2. Low internal resistance compared with FCC/FHC16 AB series for low power consumption and voltage dropping.
3. Pb*1, Halogen*2 and Antimony*3 free product
 - *1 Pb ≤ 1000ppm
 - *2 Cl or Br ≤ 900ppm, Cl+Br ≤ 1500ppm
 - *3 Sb₂O₃ ≤ 900ppm
4. Certified UL, c-UL.
 - File No. : E176847 
5. Major application
 - PC related equipment and peripherals (PC, Hard Drive, Printer etc.).
 - Small portable devices (Mobile phone, PDA Battery Charger etc.).
 - Digital Camera (Digital still camera).
 - Game equipment.
 - LCD monitors, LCD modules.
 - Battery pack.



●Dimension



Current value is marked on the cover coating.
Please refer to Ratings table on next page.

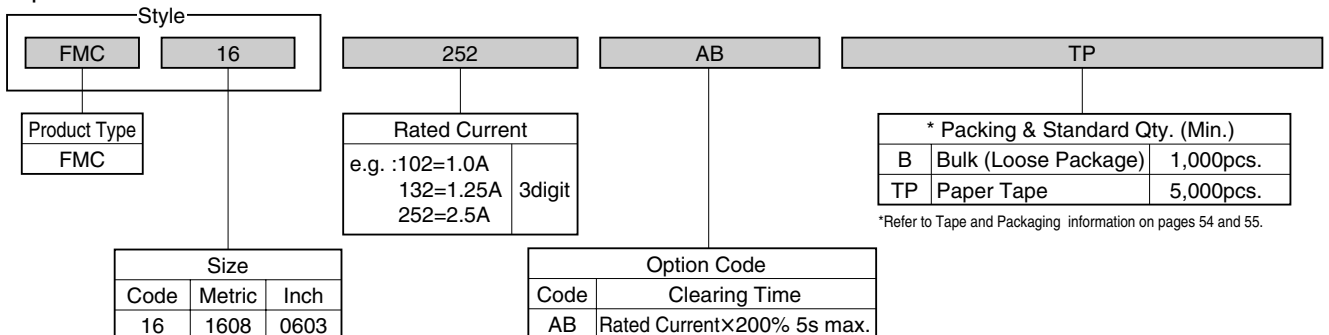
Style	Metric	Inch	L	W	H	c	d	*Unit weight/pc.
FMC16	1608	0603	1.6 ± 0.1	0.8 ^{+0.15} / _{-0.05}	0.45 ± 0.10	0.3 ± 0.15	0.3 ± 0.1	2mg

Unit : mm

*Values for reference

●Part Number Description

Example



*Refer to Tape and Packaging information on pages 54 and 55.

CHIP FUSES; RECTANGULAR TYPE

FMC16 Option Code : AB

●Ratings/Option Code : AB (Fast-Acting type)

Size		Style	Rated Current		Internal Resistance m ohm max.	Mark	Interrupting Rating	Electrical Characteristics		Working Temperature Range °C
Metric	Inch		Code	A				Rated Current	Opening time	
1608	0603	FMC16	501	0.5	260	F	32Vd.c. 35A	×100%	4h Min.	-55~+125
			751	0.75	140	A				
			102	1.0	110	L				
			132	1.25	80	M				
			152	1.5	65	H				
			202	2.0	45	S				
			252	2.5	32	T				
			302	3.0	26	R				
			402	4.0	18	X				
502	5.0	14	Y							

●Performance Characteristics

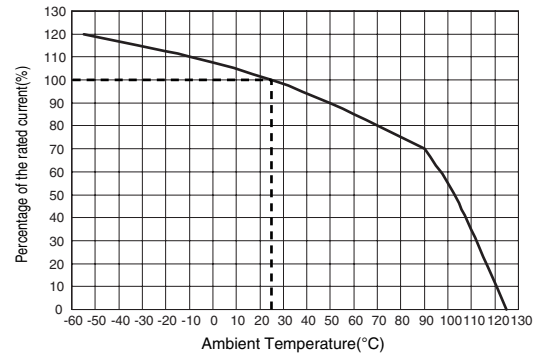
Description	Requirements	Test Methods
Temperature rise on the surface	75°C max.	Ambient temperature : 10°C~30°C Carrying Current : Rated current
Bend strength of the face plating	No visible damage	IEC 60127-4 Clause 8.3 1mm/s, amount of bend : 3 mm
Solderability	At least 95% of the terminal surface must be covered by new solder	IEC 60127-4 Clause 8.5 Be immersed into solder at 235°C for 2s.
Resistance to soldering heat	No visible damage. Meet electrical requirement	IEC 60127-4 Clause 8.7 Be immersed into solder at 260°C for 10s.

Note. Please contact KAMAYA for special applications.

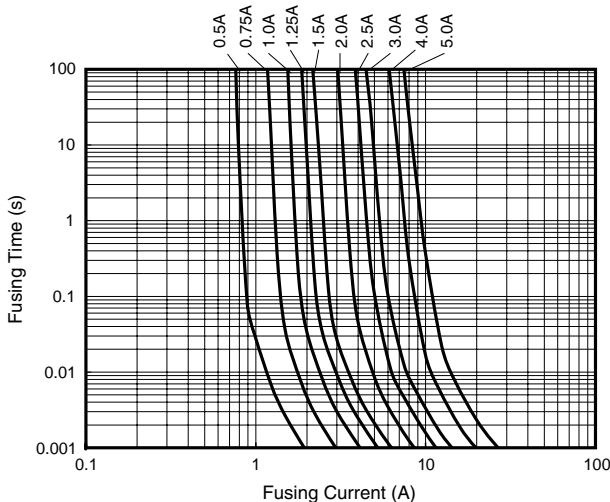
●Recommended Derating for Rated Current

- Nominal Derating
Nominal Derating ≤ 75% of Rated Current
- Temperature Derating
Please refer to the following graph regarding the current derating value for ambient temperature.

Ex.) If FMC16 102AB (Rated Current 1.0A) is used under ambient temperature 70°C,
Kamaya recommends, less than the current value derated as below,
Rated Current : 1.0A × (Nominal Derating : 75% × Temperature Derating : 80%) = 0.6A



●Time / Current Characteristics



●Help Support of Fuse Selection

Please contact kamaya sales Dept, if you need to confirm In-rush Current endurance, Anti-pulse performance etc. We can provide Application Guide for FMC16 selection.

Messrs*** ***/20**
Kamaya Electric Co., Ltd.
Hokkaido Research Center
No.HR27GF05***

Verification of Chip Fuse Application

Item for examination: Series FMC, Size 0603 (mm), OP-Code AB, Application 15_V.d.c., Nominal 0.7_A.Max., Ambient 70_deg.C Max., Abnormal I.d.A.

Item for recommend: Part FMC16 132AB, Size 1608, Amp 1.25A, Fusing 200% 5s, Interrupting 32Vd.c. 35A, Note Standing Pulse 100k times

Confirmation for Interrupting: Condition OK, Spec. Judgment OK, Voltage 15V.d.c. 30V.d.c. OK, Current 30A 35A OK

Confirmation for Derating: Nominal Derating 75%, Temperature Derating 80%

Basis of selection: #1 1.1667 A Min., #2 2.00k Max.

Confirmations for Rush

Waveform: Trapezoidal waveform, Num of wave 1, Unit: 10000µs

Confirmation of Rush: #1 FMC 16 132 AB, Size 1608, Current 1.25A, Fusing 200% 5s, Note Standing Pulse 100k times, Recommended Item FMC16 132AB

Waveform: In-rush current pulse, X-axis: Time (µs), Y-axis: Current (A)