

Series MTX 968

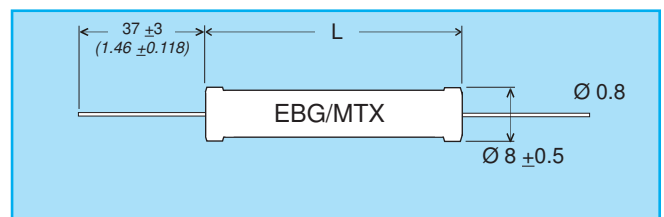
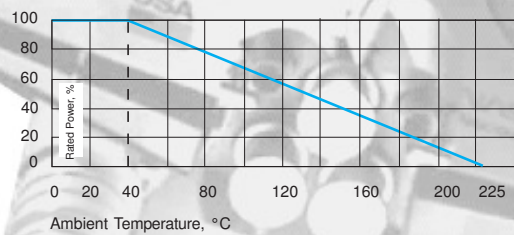

Precision High Voltage Resistors with wide Ohmic Range (400Ω-30GΩ)

The MTX 968 resistor series is designed for the usage in voltage dividers, medical equipment, electrostatic devices, measuring equipment, current limiting devices, where high stability, low TCR, high ohmic values and high short-term loads are required.

For usage in oil- or potted applications, EBG suggests to use the polyimide coating instead of the conformal silicone coating. Please ask for details!

Specifications:

- Resistance Tolerance: ±0.1% to ±10%
- Temperature Coefficient: ±15ppm/°C to ±200ppm/°C
- Load Life: ΔR/R 0.5% max., 1000 hours at rated power
- Dielectric Strength: > 1000V (25°C, 75% relative humidity)
- Thermal Shock: ΔR/R 0.25% max.
- Moisture Resistance: ΔR/R 0.25% max.
- Operating Temperature: -55°C to +225°C
- Encapsulation: Conformal silicone coating, Polyimide coating (suggested for oil and potted applications) Ask for details!
- Lead Material: Gold plated copper wire



Type	P 40 °C Watt	U KVdc	Resistance Ranges				L mm
			Tolerance 1 – 10% TC ppm / °C 200	Tolerance 0.5 – 10% TC ppm / °C 100	Tolerance 0.25 – 10% TC ppm / °C 50	Tolerance 0.1 – 5% TC ppm / °C 25, 15	
968.2	3.8	9	400 R – 10 G	400 R – 1 G	400 R – 1 G	60K – 500 M	27 ±1
968.3	5	12	500 R – 15 G	500 R – 1.5 G	500 R – 1.5 G	80K – 750 M	37 ±1
968.5	7.5	18	900 R – 20 G	900 R – 2 G	900 R – 2 G	120K – 1 G	52 ±1
968.7	10	24	1.2 K – 30 G	1.2 K – 3 G	1.2 K – 3 G	180K – 1.5 G	78 ±1.5
968.10	12.5	36	1.7 K – 30 G	1.7 K – 4 G	1.7 K – 3 G	240K – 2 G	103 ±1.5
968.12	15	42	2.6 K – 30 G	2.6 K – 5 G	2.6 K – 3 G	300K – 2 G	128 ±2
968.15	17	54	3.2 K – 30 G	3.2 K – 6 G	3.2 K – 3 G	350K – 2 G	153 ±2

Our resistors are designed for operation in air and not aggressive atmospheres. For special applications (i.e. oil, casting, moulding, SF₆, etc.) please contact your nearest EBG representative.

In the above spec sheet, you will find our standard product, please contact your local manufacturing representative or call us direct to find out details of other options available regarding this style. Please see our website for the most updated information!